

FORM 20
FINAL RESULT SHEET

[See rule 56C(2)(C)]

Election to the West Bengal Legislative Assembly-2016 from the 29-Islampur Assembly Constituency

PART I


(To be used both for Parliamentary and Assembly Election)

Total nos. of Electors in Assembly Constituency / Segment 188147 + 122 (Service Voter)

Sl. No. of Polling station	No. of Valid votes cast in favour of									Total of valid votes	No. of rejected votes	NOTA	Total	Total no. of tendered votes
	ABDUL KARIM CHOWDHARY	KANAIA LAL AGARWAL	SEFALI ROY MONDAL	SAUMYAROO P MANDAL	ABDUS SUBHAN	ALTAMAS CHOWDHURY	DAYAL SINGHA	DR. MD. ARSHAD						
1	1	137	312	3	85	0	1	3	4	545	0	6	551	0
2	2	85	222	0	74	0	0	1	3	385	0	2	387	0
3	3	287	247	12	22	9	5	7	4	593	0	3	596	0
4	4	361	306	8	14	2	7	4	7	709	0	2	711	0
5	5	420	485	8	50	14	25	8	6	1016	0	15	1031	0
6	6	148	373	4	137	1	3	3	5	674	0	19	693	0
7	7	244	109	0	5	3	7	0	4	372	0	6	378	0
8	8	382	310	11	112	10	8	3	13	849	0	1	850	0
9	9	84	427	5	275	3	3	0	5	802	0	6	808	0
10	10	285	452	7	16	3	0	2	5	770	0	8	778	0
11	11	213	283	4	72	2	2	6	12	594	0	11	605	0
12	12	84	192	5	171	1	1	1	7	462	0	3	465	0
13	13	330	358	14	15	4	4	4	9	738	0	22	760	0
14	14	464	426	10	14	3	9	1	10	937	0	30	967	0
15	15	251	549	2	137	5	0	2	4	950	0	5	955	0
16	16	454	452	13	39	8	15	7	6	994	0	15	1009	0
17	17	193	438	11	22	8	14	5	13	704	0	9	713	0
18	18	373	443	10	25	6	12	3	14	886	0	21	907	0
19	19	428	429	10	7	3	6	1	8	892	0	11	903	0
20	20	468	330	9	18	4	4	5	13	851	0	20	871	0
21	21	277	289	8	122	4	2	2	6	710	0	14	724	0
22	22	139	302	5	97	3	1	2	4	553	0	2	555	0
23	23	180	284	10	164	2	2	5	8	655	0	20	675	0
24	24	284	467	12	305	10	4	2	5	1089	0	19	1108	0
25	25	210	332	0	156	3	1	2	5	709	0	12	721	0
26	26	599	505	3	12	6	8	7	21	1161	0	36	1197	0
27	27	424	453	11	14	5	2	4	8	921	0	20	941	0
28	28	289	235	5	133	4	3	6	8	683	0	18	701	0
29	29	532	350	22	35	9	15	10	11	984	0	13	997	0
30	30	510	393	11	23	6	10	4	8	965	0	28	993	0

Returning Officer
29-Islampur Assembly Constituency

Sl. No. of Polling station		No. of Valid votes cast in favour of								Total of valid votes	No. of rejected votes	NOTA	Total	Total no. of tendered votes
		ABDUL KARIM CHOWDHARY	KANAIA LAL AGARWAL	SEFALI ROY MONDAL	SAUMYAROO P MANDAL	ABDUS SUBHAN	ALTAMAS CHOWDHURY	DAYAL SINGHA	DR. MD. ARSHAD					
1	1	2	3	4	5	6	7	8	9	10	11	12	13	14
31	31	290	589	10	18	3	5	2	13	930	0	12	942	0
32	32	113	455	9	2	4	0	1	2	586	0	5	591	0
33	33	272	211	3	5	3	0	0	3	497	0	2	499	0
34	34	297	629	11	30	7	10	7	16	1007	0	33	1040	0
35	35	248	648	20	60	6	5	8	9	1004	0	15	1019	0
36	36	190	664	9	18	8	3	3	13	908	0	3	911	0
37	37	487	377	12	20	12	14	7	11	940	0	23	963	0
38	38	429	479	12	16	5	10	3	10	964	0	10	974	0
39	39	309	541	10	18	6	9	4	17	914	0	16	930	0
40	40	231	484	4	9	4	6	6	4	748	0	6	754	0
41	41	288	248	5	4	2	2	0	11	560	0	3	563	0
42	42	317	243	7	7	1	7	4	6	592	0	5	597	0
43	43	228	507	11	9	2	6	5	19	787	0	9	796	0
44	44	385	266	0	2	1	2	0	11	667	0	9	676	0
45	45	115	172	3	8	2	2	0	1	303	0	2	305	0
46	46	215	265	6	5	5	2	1	6	505	0	4	509	0
47	47	181	328	5	15	7	17	6	4	563	0	6	569	0
48	48	256	404	3	17	4	4	2	8	698	0	5	703	0
49	49	234	315	2	8	1	5	3	7	575	0	6	581	0
50	50	371	412	15	20	11	5	8	18	860	0	18	878	0
51	51	263	87	1	7	1	0	1	3	363	0	8	371	0
52	52	214	463	5	49	2	13	4	13	763	0	12	775	0
53	53	499	323	8	35	7	1	1	9	883	0	6	889	0
54	54	310	118	3	8	3	0	1	2	445	0	3	448	0
55	55	494	258	0	7	17	5	2	3	786	0	10	796	0
56	56	60	273	3	137	5	7	1	1	487	0	3	490	0
57	57	350	356	7	26	5	6	6	9	765	0	17	782	0
58	58	124	440	6	83	18	2	0	1	674	0	4	678	0
59	59	375	461	4	75	1	2	1	4	923	0	4	927	0
60	60	61	317	7	199	5	5	0	5	599	0	8	607	0
61	61	208	495	13	432	8	10	6	12	1184	0	10	1194	0
62	62	74	495	7	131	8	3	1	44	763	0	14	777	0
63	63	292	389	6	55	0	6	2	7	757	0	10	767	0
64	64	154	355	2	64	1	2	4	3	585	0	5	590	0


 Returning Officer
 Md. Islampur Assembly Constituency


Sl. No. of Polling station		No. of Valid votes cast in favour of								Total of valid votes	No. of rejected votes	NOTA	Total	Total no. of tendered votes
		ABDUL KARIM CHOWDHARY	KANAIA LAL AGARWAL	SEFALI ROY MONDAL	SAUMYAROO P MANDAL	ABDUS SUBHAN	ALTAMAS CHOWDHURY	DAYAL SINGHA	DR. MD. ARSHAD					
1	1	2	3	4	5	6	7	8	9	10	11	12	13	14
65	65	124	297	4	87	5	5	20	2	544	0	5	549	0
66	66	165	352	14	203	3	7	53	8	805	0	7	812	0
67	67	261	443	4	83	5	3	16	3	818	0	6	824	0
68	68	198	412	5	104	3	8	60	5	795	0	9	804	0
69	69	227	304	5	137	2	1	3	2	681	0	10	691	0
70	70	398	302	10	90	7	5	7	3	822	0	16	838	0
71	71	174	315	8	511	10	4	5	6	1033	0	7	1040	0
72	72	382	214	7	318	11	3	1	7	943	0	13	956	0
73	73	526	317	7	54	7	1	3	4	919	0	21	940	0
74	74	274	667	6	129	8	5	4	23	1116	0	19	1135	0
75	75	397	478	6	46	4	11	3	12	957	0	12	969	0
76	76	309	374	3	57	2	3	2	7	757	0	5	762	0
77	77	670	166	1	10	6	3	3	2	861	0	14	875	0
78	78	445	319	4	66	4	8	3	5	854	0	15	869	0
79	79	259	239	6	2	2	2	0	5	515	0	6	521	0
80	80	300	324	4	8	2	0	2	16	656	0	11	667	0
81	81	645	362	5	11	6	4	3	7	1043	0	9	1052	0
82	82	290	214	1	2	0	2	3	4	516	0	8	524	0
83	83	95	359	3	138	0	1	2	2	600	0	6	606	0
84	84	95	387	3	220	4	2	8	16	735	0	3	738	0
85	85	148	314	10	250	6	6	3	5	742	0	11	753	0
86	86	103	251	3	192	7	3	1	3	563	0	1	564	0
87	87	150	260	7	199	1	2	7	3	629	0	10	639	0
88	88	346	60	1	0	5	13	1	5	431	0	0	431	0
89	89	611	265	6	84	0	1	4	10	981	0	13	994	0
90	90	495	198	0	34	3	3	0	6	739	0	13	752	0
91	91	239	169	1	11	0	1	4	4	429	0	6	435	0
92	92	344	255	9	339	6	25	4	19	1001	0	8	1009	0
93	93	96	568	5	352	3	3	3	11	1041	0	5	1046	0
94	94	180	457	8	277	3	0	1	8	934	0	3	937	0
95	95	170	575	8	205	3	10	6	15	992	0	12	1004	0
96	96	179	338	2	88	1	2	1	7	618	0	11	629	0
97	97	415	246	2	41	0	11	1	1	717	0	7	724	0
98	98	313	224	2	47	1	14	1	5	607	0	7	614	0

Returning Officer
Islampur Assembly Constituency

Sl. No. of Polling station		No. of Valid votes cast in favour of								Total of valid votes	No. of rejected votes	NOTA	Total	Total no. of tendered votes
		ABDUL KARIM CHOWDHARY	KANAIA LAL AGARWAL	SEFALI ROY MONDAL	SAUMYAROO P MANDAL	ABDUS SUBHAN	ALTAMAS CHOWDHURY	DAYAL SINGHA	DR. MD ARSHAD					
1	1	2	3	4	5	6	7	8	9	10	11	12	13	14
99	99	138	323	4	66	1	5	1	5	543	0	1	544	0
100	100	462	229	3	47	3	20	0	4	768	0	14	782	0
101	101	102	491	1	63	0	1	2	9	669	0	8	677	0
102	102	461	165	2	37	1	7	0	5	678	0	8	686	0
103	103	158	389	3	56	1	8	1	9	625	0	8	633	0
104	104	554	135	4	8	1	1	1	8	712	0	14	726	0
105	105	120	547	3	167	2	2	1	14	856	0	5	861	0
106	106	238	424	7	160	7	3	2	13	854	0	3	857	0
107	107	94	691	0	114	1	3	2	15	920	0	9	929	0
108	108	91	520	3	106	2	3	2	12	739	0	10	749	0
109	109	95	471	11	233	7	1	5	15	838	0	5	843	0
110	110	104	329	1	160	1	1	0	3	599	0	1	600	0
111	111	91	284	2	133	1	0	0	4	515	0	3	518	0
112	112	132	321	1	117	3	1	1	6	582	0	5	587	0
113	113	214	454	5	382	2	1	7	16	1081	0	15	1096	0
114	114	86	359	4	289	1	4	1	29	773	0	9	782	0
115	115	85	477	7	296	3	1	2	10	881	0	4	885	0
116	116	65	332	4	142	3	2	0	2	550	0	1	551	0
117	117	117	383	3	166	2	0	1	13	685	0	9	694	0
118	118	72	323	2	325	1	3	1	8	735	0	3	738	0
119	119	414	276	3	221	2	8	3	12	939	0	15	954	0
120	120	169	171	1	192	1	3	2	4	543	0	7	550	0
121	121	93	283	4	273	6	4	1	1	665	0	6	671	0
122	122	86	353	3	391	4	1	0	9	847	0	3	850	0
123	123	78	252	3	81	3	1	3	0	421	0	2	423	0
124	124	106	380	1	68	1	1	1	5	563	0	4	567	0
125	125	303	335	4	101	2	3	1	6	755	0	7	762	0
126	126	303	212	0	51	0	0	2	10	578	0	5	583	0
127	127	266	137	1	27	2	1	1	6	441	0	10	451	0
128	128	87	430	1	63	0	0	0	2	583	0	1	584	0
129	129	196	478	0	77	5	1	4	6	767	0	7	774	0
130	130	148	438	1	60	1	0	1	3	652	0	7	659	0
131	131	367	129	2	31	25	1	1	7	563	0	9	572	0
132	132	585	246	3	14	22	2	7	6	885	0	12	897	0

VVP Returning Officer
 An-Isampur Assembly Constituency

Sl. No. of Polling station		No. of Valid votes cast in favour of								Total of valid votes	No. of rejected votes	NOTA	Total	Total no. of tendered votes
		ABDUL KARIM CHOWDHARY	KANAIA LAL AGARWAL	SEFALI ROY MONDAL	SAUMYAROO P MANDAL	ABDUS SUBHAN	ALTAMAS CHOWDHURY	DAYAL SINGHA	DR. MD. ARSHAD					
1	1	2	3	4	5	6	7	8	9	10	11	12	13	14
133	133	695	130	7	13	0	1	1	4	851	0	9	860	0
134	134	343	393	3	93	4	3	2	6	847	0	5	852	0
135	135	387	396	1	56	3	2	0	2	847	0	6	853	0
136	136	243	273	4	7	3	9	2	1	542	0	4	546	0
137	137	569	114	2	10	0	3	1	3	702	0	4	706	0
138	138	353	218	5	50	3	3	4	4	640	0	4	644	0
139	139	345	160	4	7	1	0	1	3	521	0	4	525	0
140	140	404	91	0	8	1	1	0	2	507	0	7	514	0
141	141	245	198	5	11	1	5	2	3	470	0	7	477	0
142	142	367	280	7	138	3	3	0	10	808	0	4	812	0
143	143	240	162	7	9	1	1	2	2	424	0	5	429	0
144	144	370	277	4	60	3	2	0	1	717	0	14	731	0
145	145	421	167	3	11	3	17	0	5	627	0	13	640	0
146	146	231	231	4	30	8	5	4	4	517	0	5	522	0
147	147	497	135	4	7	6	5	3	3	660	0	8	668	0
148	148	436	73	7	11	2	14	4	2	549	0	4	553	0
149	149	151	126	3	412	4	85	6	3	790	0	6	796	0
150	150	367	298	6	13	7	9	5	13	718	0	19	737	0
151	151	288	191	7	12	13	6	0	4	521	0	12	533	0
152	152	388	207	4	8	4	5	5	4	625	0	8	633	0
153	153	477	263	8	10	3	5	2	14	782	0	19	801	0
154	154	282	180	7	14	2	4	6	7	502	0	9	511	0
155	155	518	147	7	17	10	7	7	12	725	0	28	753	0
156	156	159	141	3	3	1	1	2	3	313	0	5	318	0
157	157	313	350	7	224	6	0	0	9	909	0	11	920	0
158	158	257	208	9	7	2	4	1	6	494	0	6	500	0
159	159	211	67	3	6	0	3	1	0	291	0	9	300	0
160	160	318	146	7	20	2	4	4	1	502	0	7	509	0
161	161	222	227	7	60	6	1	3	5	531	0	8	539	0
162	162	239	206	6	23	10	7	1	3	495	0	4	499	0
163	163	282	46	5	8	4	7	2	6	360	0	8	368	0
164	164	226	226	7	270	10	15	5	11	770	0	8	778	0
165	165	227	260	4	194	6	1	2	9	703	0	5	708	0
166	166	201	433	7	126	9	1	3	12	792	0	10	802	0


 Returning Officer
 Jammu & Kashmir Assembly Constituency

Sl. No. of Polling station		No. of Valid votes cast in favour of								Total of valid votes	No. of rejected votes	NOTA	Total	Total no. of tendered votes
		ABDUL KARIM CHOWDHARY	KANAIA LAL AGARWAL	SEFALI ROY MONDAL	SAUMYAROO P MANDAL	ABDUS SUBHAN	ALTAMAS CHOWDHURY	DAYAL SINGHA	DR. MD. ARSHAD					
1	1	2	3	4	5	6	7	8	9	10	11	12	13	14
167	167	377	166	3	10	2	3	3	5	569	0	18	587	0
168	168	187	105	6	9	17	5	3	0	332	0	12	344	0
169	169	453	198	13	155	11	11	8	3	852	0	13	865	0
170	170	131	194	7	7	4	2	4	2	351	0	5	356	0
171	171	200	326	7	13	5	4	2	7	564	0	9	573	0
172	172	249	491	4	38	2	14	2	6	806	0	13	819	0
173	173	291	144	2	7	4	13	6	9	476	0	13	489	0
174	174	168	423	4	37	6	1	7	17	663	0	10	673	0
175	175	296	275	8	13	1	12	5	8	618	0	12	630	0
176	176	370	366	7	17	5	6	7	9	787	0	17	804	0
177	177	285	310	2	45	5	9	8	56	720	0	15	735	0
178	178	60	219	1	28	12	0	1	4	325	0	2	327	0
179	179	180	233	4	216	9	8	2	28	680	0	6	686	0
180	180	219	274	9	251	4	5	0	4	766	0	9	775	0
181	181	78	91	6	162	1	2	0	1	341	0	3	344	0
182	182	337	297	4	84	4	1	4	4	735	0	5	740	0
183	183	159	234	6	8	4	2	2	4	419	0	4	423	0
184	184	302	139	6	9	6	7	1	8	478	0	10	488	0
185	185	203	193	6	14	2	5	2	2	427	0	7	434	0
186	186	193	122	2	11	18	0	1	4	351	0	7	358	0
187	187	305	204	8	94	12	6	5	8	642	0	12	654	0
188	188	365	151	3	12	3	2	3	3	542	0	14	556	0
189	189	223	193	6	46	1	5	2	8	484	0	9	493	0
190	190	433	219	8	147	7	5	0	4	823	0	11	834	0
191	191	225	235	14	134	4	7	2	6	627	0	6	633	0
192	192	249	295	6	234	5	6	3	3	801	0	9	810	0
193	193	479	304	10	165	8	2	7	3	978	0	23	1001	0
194	194	309	400	4	178	8	8	6	2	915	0	14	929	0
195	195	231	400	8	247	6	6	3	8	909	0	16	925	0
196	196	250	264	7	198	5	3	2	3	732	0	10	742	0
197	197	115	331	7	125	2	1	1	4	586	0	4	590	0
198	198	444	442	11	27	2	9	5	4	944	0	12	956	0
199	199	307	299	6	16	1	10	3	5	647	0	14	661	0
200	200	409	213	10	9	2	4	5	3	655	0	14	669	0

14
 29-Jalampur Assembly Constituency

Sl. No. of Polling station		No. of Valid votes cast in favour of								Total of valid votes	No. of rejected votes	NOTA	Total	Total no. of tendered votes
		ABDUL KARIM CHOWDHARY	KANAIA LAL AGARWAL	SEFALI ROY MONDAL	SAUMYAROO P MANDAL	ABDUS SUBHAN	ALTAMAS CHOWDHURY	DAYAL SINGHA	DR. MD. ARSHAD					
1	1	2	3	4	5	6	7	8	9	10	11	12	13	14
201	201	237	116	0	7	4	1	1	2	368	0	3	371	0
202	202	338	239	1	5	0	2	0	1	586	0	4	590	0
203	203	150	347	8	228	6	2	2	5	748	0	5	753	0
204	204	542	183	7	66	8	6	3	6	821	0	16	837	0
205	205	44	230	6	221	4	4	2	2	513	0	0	513	0
206	206	282	610	8	197	3	1	2	4	1107	0	9	1116	0
207	207	271	272	8	7	3	4	1	5	571	0	3	574	0
208	208	325	247	6	45	1	5	2	8	639	0	12	651	0
209	209	193	341	1	48	2	4	0	3	592	0	5	597	0


Total no. of votes recorded at polling stations	57508	64967	1163	18620	923	1067	714	1517	146479	0	1942	148421	0
---	-------	-------	------	-------	-----	------	-----	------	--------	---	------	--------	---

Nos. of votes recorded in Postal Ballot paper (To be filled in the case of election from an Assembly Constituency)	333	592	1	48	0	2	2	4	982	129	1	1112	0
--	-----	-----	---	----	---	---	---	---	-----	-----	---	------	---

(To be filled in the case of election from an Assembly Constituency)

Total votes polled	57841	65559	1164	18668	923	1069	716	1521	147461	129	1943	149533	0
--------------------	-------	-------	------	-------	-----	------	-----	------	--------	-----	------	--------	---

Place: Islampur College
Date: 19/05/2016


Returning Officer
29-Islampur Assembly Constituency